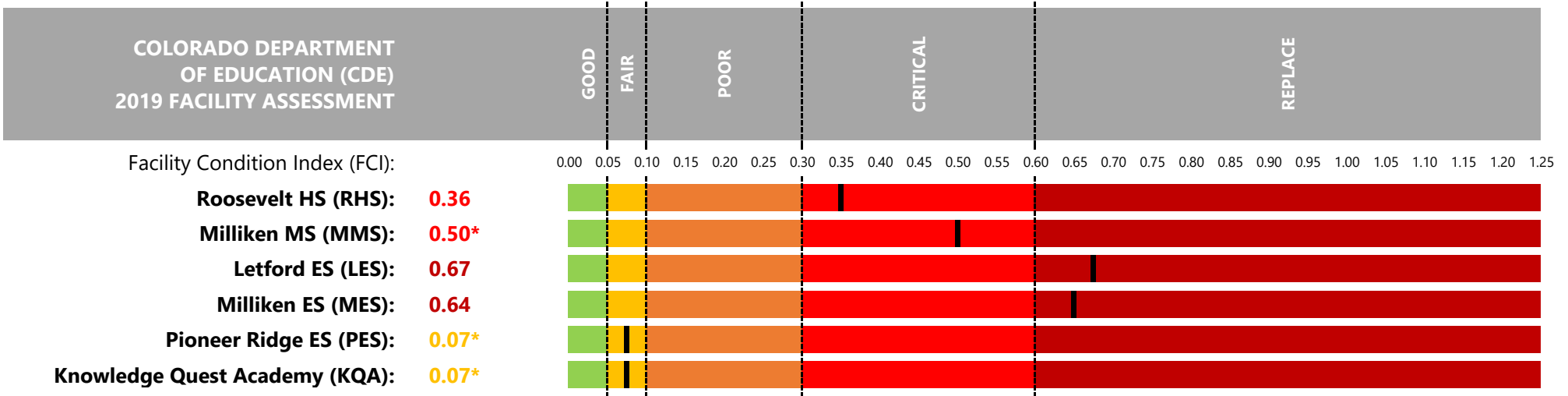




FACILITY SCORECARD: Weld RE-5J School District



*Estimate. CDE in process of updating prior assessment.

The Facility Condition Index (FCI) is the cost to repair facility deficiencies divided by the cost of facility replacement. In general, once the cost of repairs exceeds 50% to 60% of the cost of replacement, replacement is recommended. CDE cost estimates are referenced as a baseline; Capital Renewal Estimates solicited by Weld RE-5J from Construction Firms significantly exceed CDE estimates. For more information, visit www.weldre5j.k12.co.us.



FACILITY SCORECARD: Roosevelt High School

0.39 SCI | CRITICAL

NEEDS: \$15,676,187.00

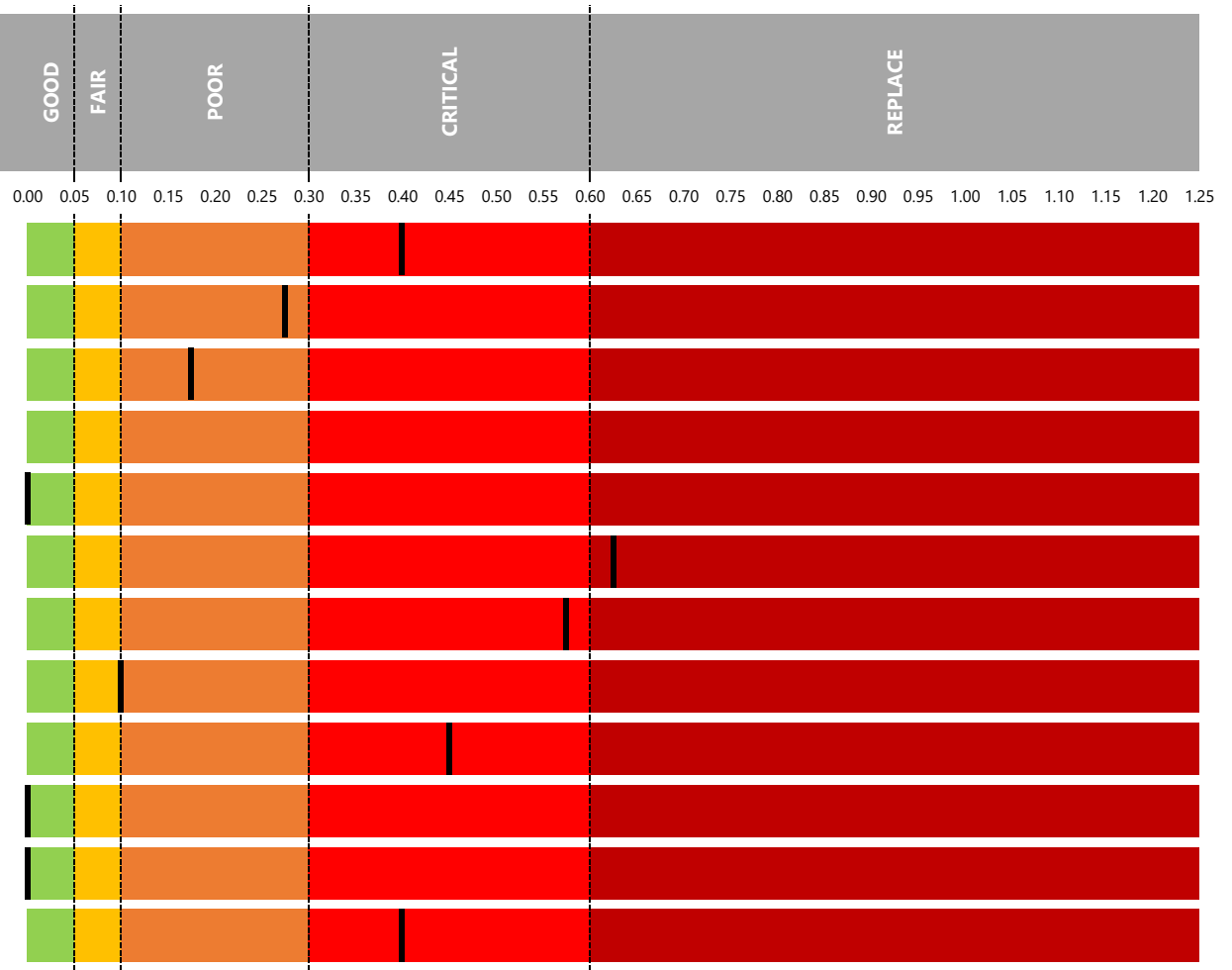
Age: Constructed in 1967 with Additions in 1997, 2004, and 2007

Modular Classrooms: Four

Current Enrollment: 989 Students (February 6, 2019)

Program Capacity: 1,118 Students (Including Modular Classrooms)

COLORADO DEPARTMENT OF EDUCATION (CDE) 2019 FACILITY ASSESSMENT



The System Condition Index (SCI) is the cost to repair system deficiencies divided by the cost of system replacement. In general, once the cost of repairs exceeds 50% to 60% of the cost of replacement, replacement is recommended. CDE cost estimates are referenced as a baseline; Capital Renewal Estimates solicited by Weld RE-5J from Construction Firms significantly exceed CDE estimates. For more information, visit www.weldre5j.k12.co.us.



FACILITY SCORECARD: Milliken Middle School

0.50 SCI* | CRITICAL*

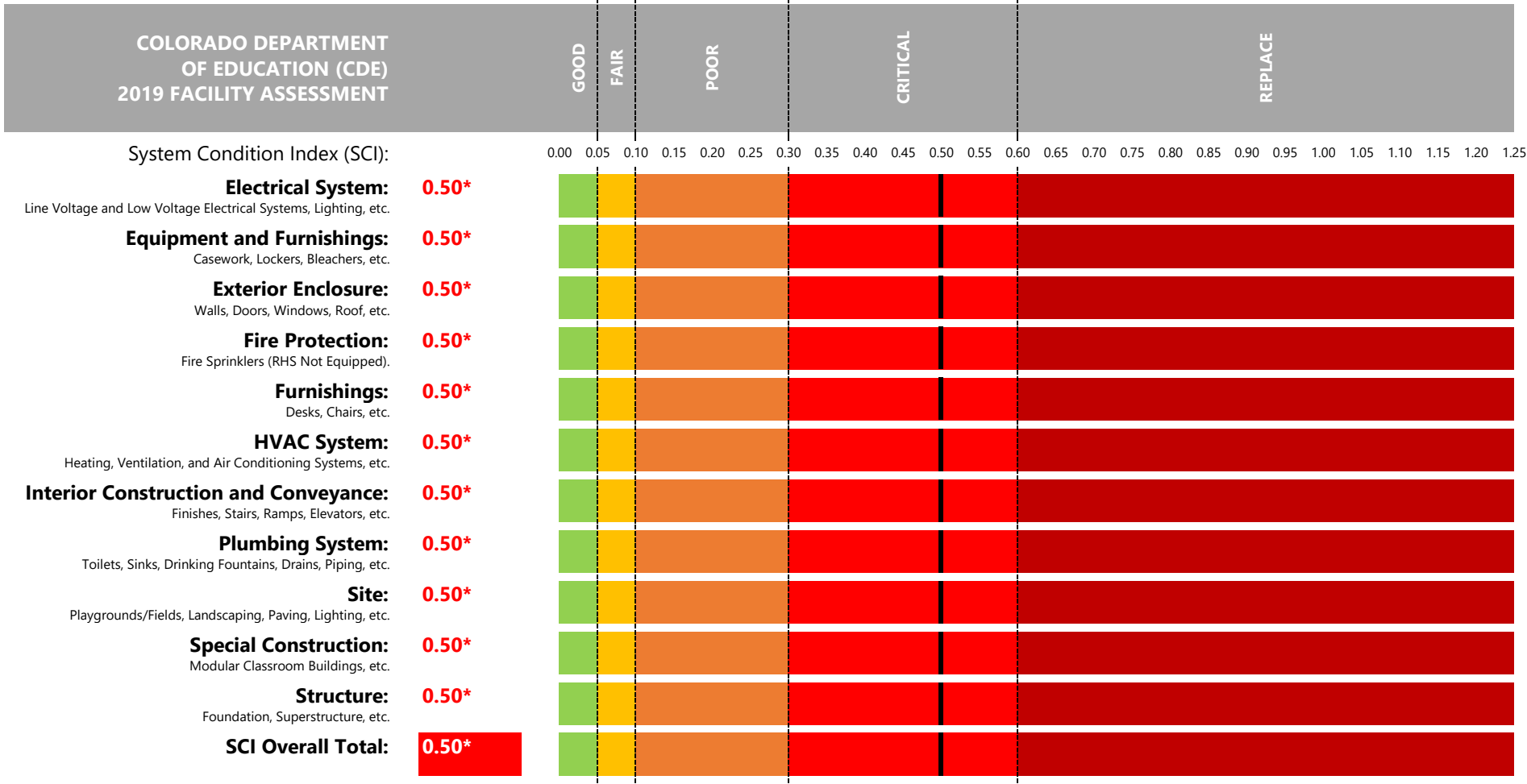
NEEDS: \$9,500,000.00*

Age: Constructed in 1967 with Additions in 1984, 1996, and 2004

Modular Classrooms: -

Current Enrollment: 765 Students (February 6, 2019)

Program Capacity: 928 Students



*Estimate. CDE in process of updating prior assessment.



The System Condition Index (SCI) is the cost to repair system deficiencies divided by the cost of system replacement. In general, once the cost of repairs exceeds 50% to 60% of the cost of replacement, replacement is recommended. CDE cost estimates are referenced as a baseline; Capital Renewal Estimates solicited by Weld RE-5J from Construction Firms significantly exceed CDE estimates. For more information, visit www.weldre5j.k12.co.us.



FACILITY SCORECARD: Letford Elementary School

0.70 SCI | REPLACE

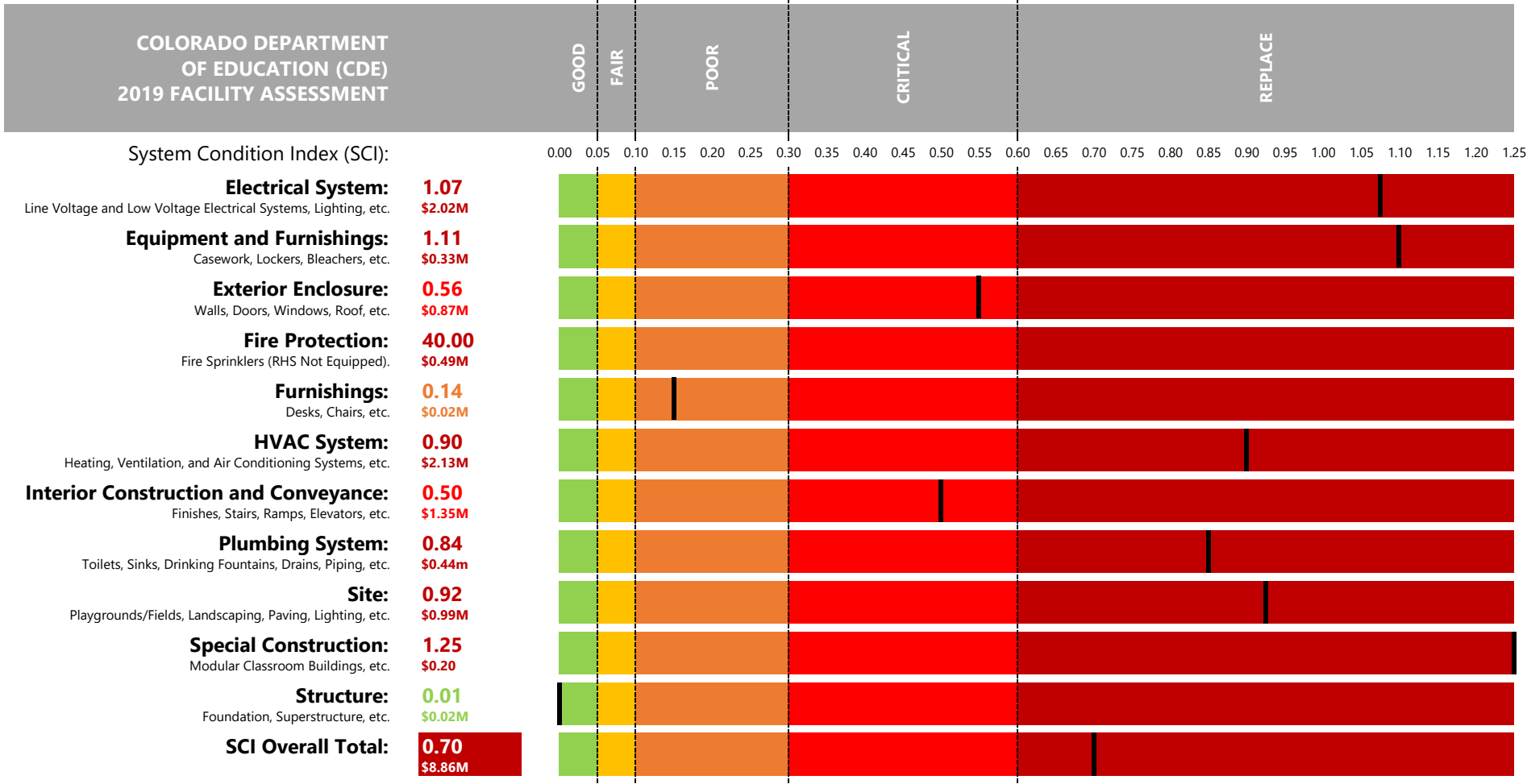
NEEDS: \$8,859,515.00

Age: Constructed in 1957 with Additions in 1976, 1984, and 1996

Modular Classrooms: Four

Current Enrollment: 504 Students (February 6, 2019)

Program Capacity: 624 Students (Not Including Modular Classrooms)



The System Condition Index (SCI) is the cost to repair system deficiencies divided by the cost of system replacement. In general, once the cost of repairs exceeds 50% to 60% of the cost of replacement, replacement is recommended. CDE cost estimates are referenced as a baseline; Capital Renewal Estimates solicited by Weld RE-5J from Construction Firms significantly exceed CDE estimates. For more information, visit www.weldre5j.k12.co.us.



FACILITY SCORECARD: Milliken Elementary School

0.68 SCI | REPLACE

NEEDS: \$9,300,573.00

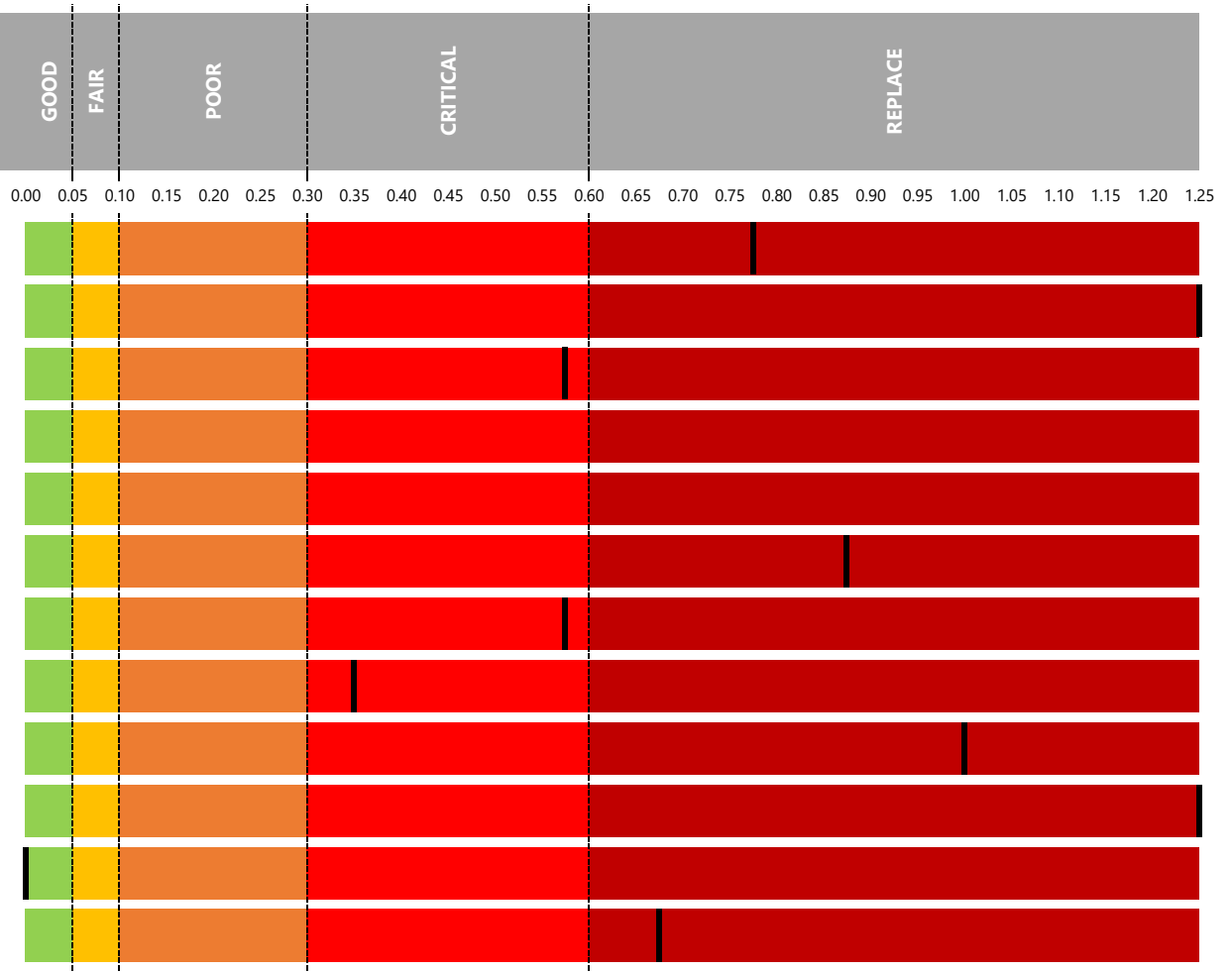
Age: Constructed in 1972 with Additions in 1984 and 1996

Modular Classrooms: -

Current Enrollment: 614 Students (February 6, 2019)

Program Capacity: 676 Students

COLORADO DEPARTMENT OF EDUCATION (CDE)
2019 FACILITY ASSESSMENT



System Condition Index (SCI):

Electrical System:

Line Voltage and Low Voltage Electrical Systems, Lighting, etc.

Equipment and Furnishings:

Casework, Lockers, Bleachers, etc.

Exterior Enclosure:

Walls, Doors, Windows, Roof, etc.

Fire Protection:

Fire Sprinklers (RHS Not Equipped).

Furnishings:

Desks, Chairs, etc.

HVAC System:

Heating, Ventilation, and Air Conditioning Systems, etc.

Interior Construction and Conveyance:

Finishes, Stairs, Ramps, Elevators, etc.

Plumbing System:

Toilets, Sinks, Drinking Fountains, Drains, Piping, etc.

Site:

Playgrounds/Fields, Landscaping, Paving, Lighting, etc.

Special Construction:

Modular Classroom Buildings, etc.

Structure:

Foundation, Superstructure, etc.

SCI Overall Total:



The System Condition Index (SCI) is the cost to repair system deficiencies divided by the cost of system replacement. In general, once the cost of repairs exceeds 50% to 60% of the cost of replacement, replacement is recommended. CDE cost estimates are referenced as a baseline; Capital Renewal Estimates solicited by Weld RE-5J from Construction Firms significantly exceed CDE estimates. For more information, visit www.weldre5j.k12.co.us.



FACILITY SCORECARD: Pioneer Ridge Elem. School

0.07 SCI* | FAIR*

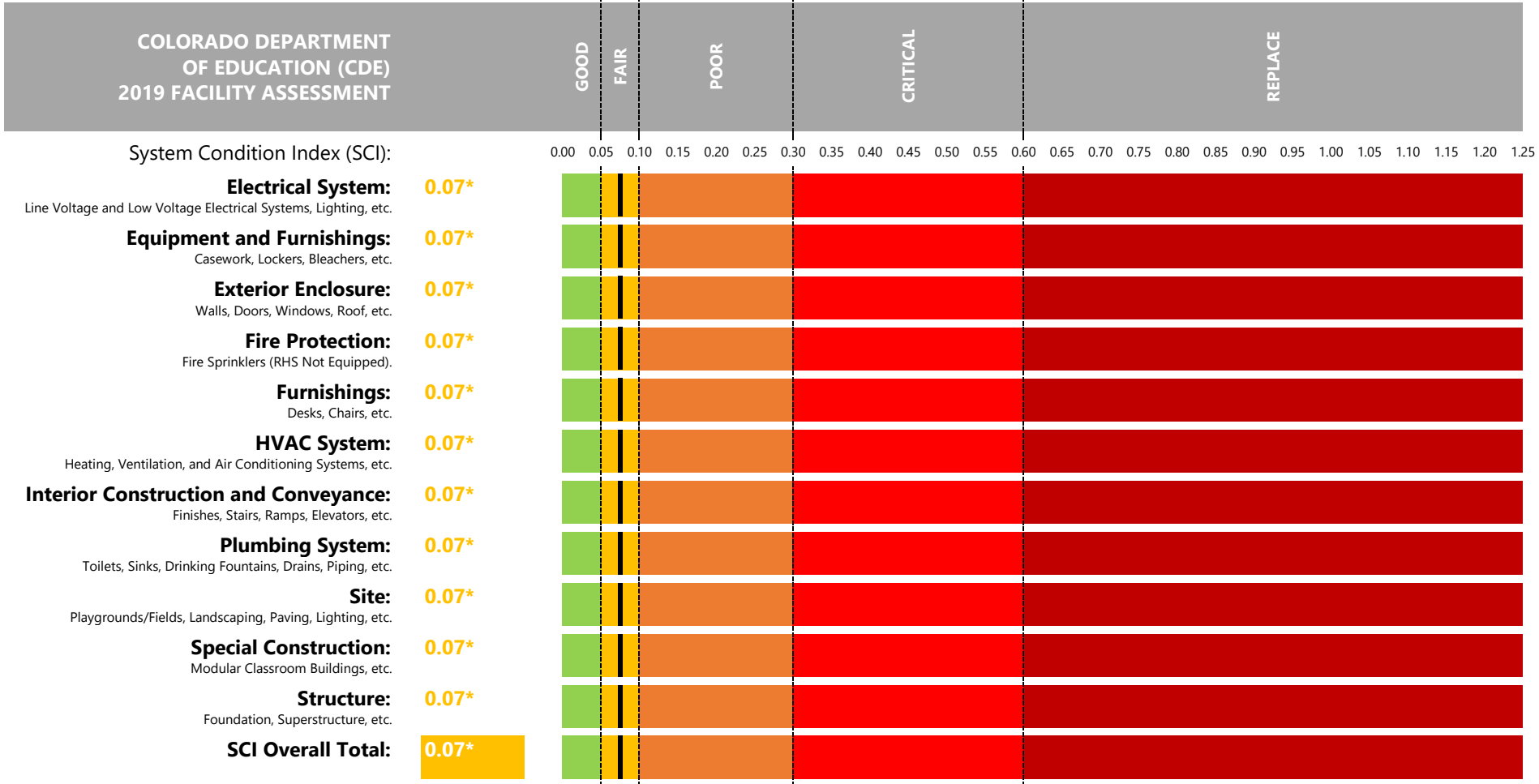
NEEDS: \$1,500,000.00*

Age: Constructed in 2004 with Addition in 2014

Modular Classrooms: -

Current Enrollment: 663 Students (February 6, 2019)

Program Capacity: 728 Students



*Estimate. CDE in process of updating prior assessment.



The System Condition Index (SCI) is the cost to repair system deficiencies divided by the cost of system replacement. In general, once the cost of repairs exceeds 50% to 60% of the cost of replacement, replacement is recommended. CDE cost estimates are referenced as a baseline; Capital Renewal Estimates solicited by Weld RE-5J from Construction Firms significantly exceed CDE estimates. For more information, visit www.weldre5j.k12.co.us.

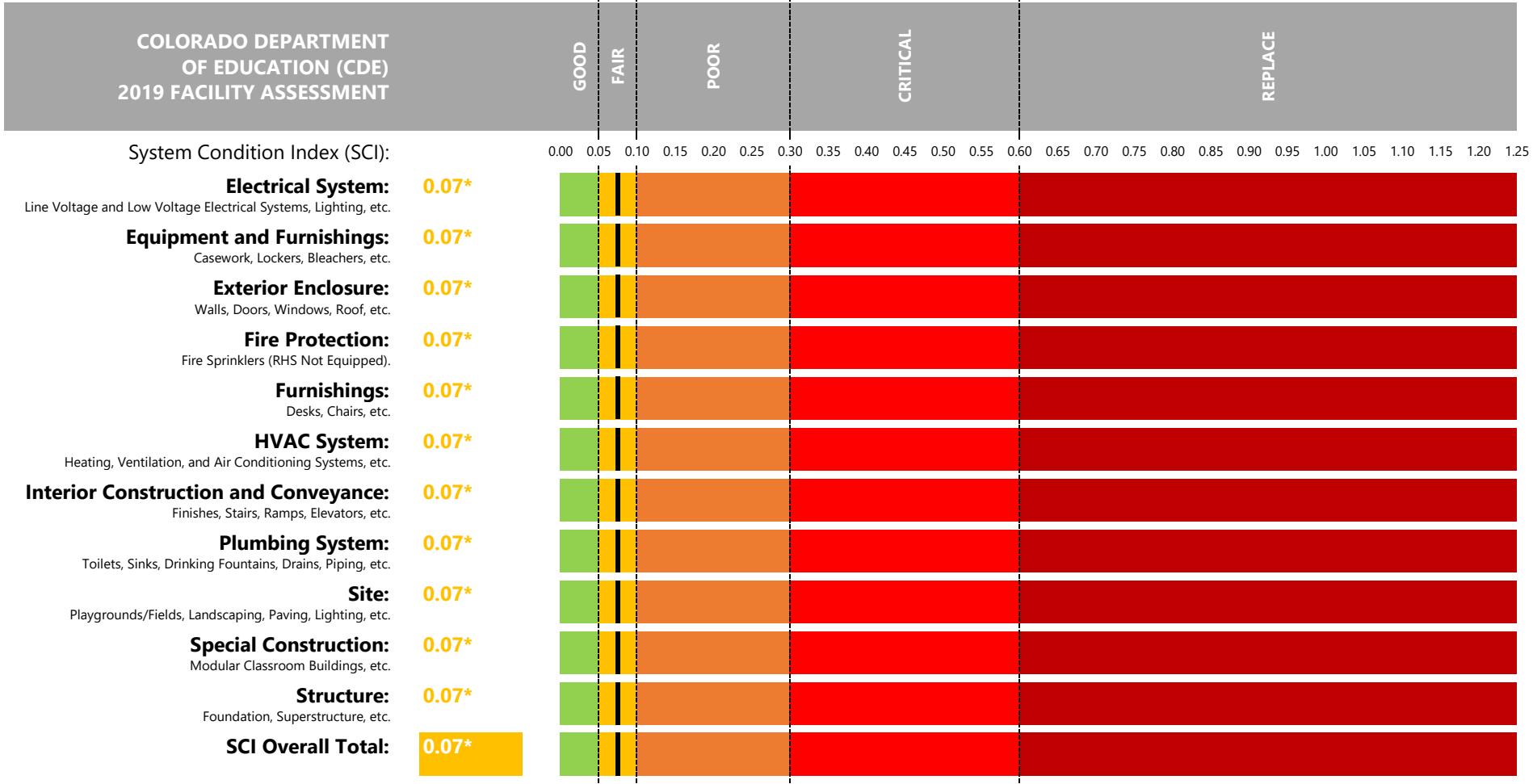


FACILITY SCORECARD: Knowledge Quest Academy

0.07 SCI* | FAIR*

NEEDS: \$1,000,000.00*

Age: -
 Modular Classrooms: -
 Current Enrollment: -
 Program Capacity: -



*Estimate. CDE in process of updating prior assessment.



The System Condition Index (SCI) is the cost to repair system deficiencies divided by the cost of system replacement. In general, once the cost of repairs exceeds 50% to 60% of the cost of replacement, replacement is recommended. CDE cost estimates are referenced as a baseline; Capital Renewal Estimates solicited by Weld RE-5J from Construction Firms significantly exceed CDE estimates. For more information, visit www.weldre5j.k12.co.us.